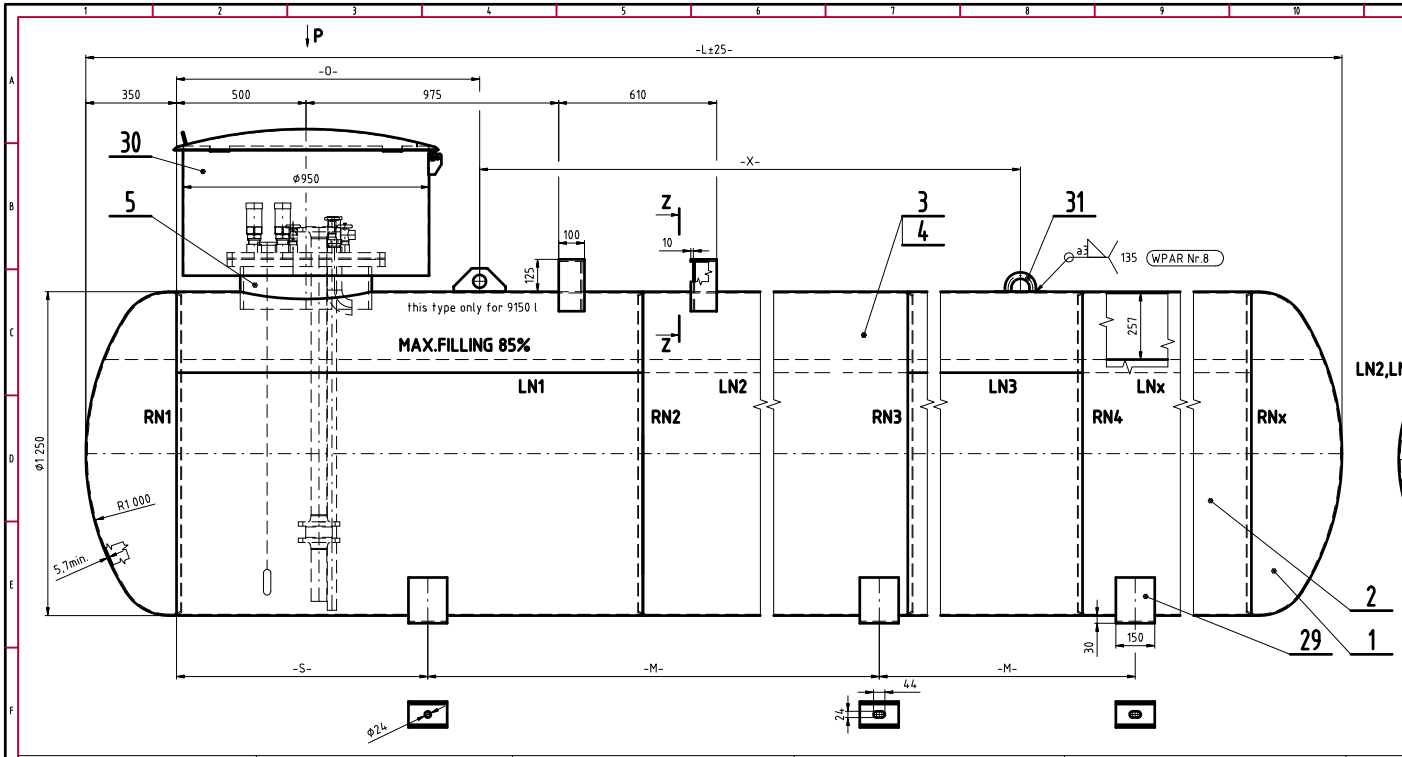

No.	DN	TITLE	INLET	OUTLET	POS.
I.	NPT 1 1/4"	FILLING VALVE	NPT 1 1/4"	ACME 1 3/4"	11
II.	NPT 3/4"	GASEOUS PHASE VALVE	NPT 3/4"	Pol.i	14
III.	NPT 3/4"	LIQUID PHASE VALVE	NPT 3/4"	NPT 3/4"	13
IV.		LEVEL GAUGE	l=795 mm		15
V.	NPT 1 1/4"	SAFETY VALVE	NPT 1 1/4"		12
VI.	DN50,PN40	LIQUID PHASE		DN50,PN40	
VII.	NPT 3/4"	BACK LIQUID PHASE		NPT 3/4"	13

WORKING TEMPERATURE	WORKING OVERPRESSURE
-20/+40 °C	15,6 bar
-30/-20 °C	12,2 bar

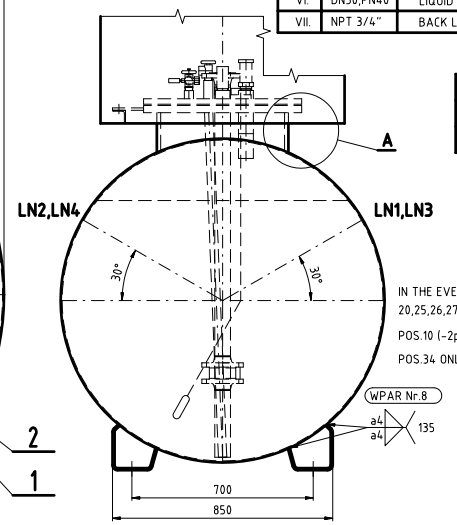

SOCKET VI.	
WITHOUT CHECK VALVE	
WITH CHECK VALVE	

IN THE EVENT OF ALTERNATE WITHOUT CHECK VALVE -WITHOUT POS.16,19, 20,25,26,27,28

POS.10 (-2pcs)

POS.34 ONLY FOR ALTERNATE WITHOUT CHECK VALVE

SAFETY VELVE - 4850, 6400,6700 l : 1x location V.a
- 9150 l : 2x location V.a + V.b

CAPACITY (Ltr.)	MANTLE	LENGTH L (mm)	O	X	M	S
4850	2	4280 ±25	1100	1350	2000	780
6400	2+1(poz.4)	5520 ±25	1050	2700	3500	660
6700	2+1(poz.3)	5800 ±25	1050	3000	3500	800
9150	4	7840 ±25	1620	3500	2x2500	970

DETAIL II.,VII. M1:2

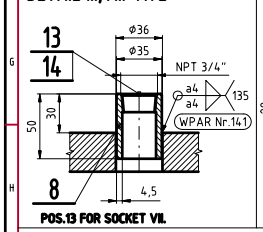

DETAIL IV. M1:2

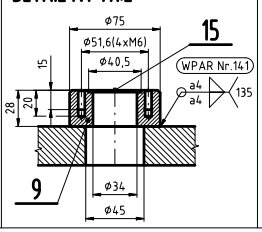

DETAIL V. M1:2

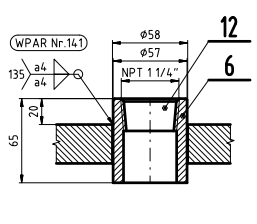

DETAIL I. M1:2

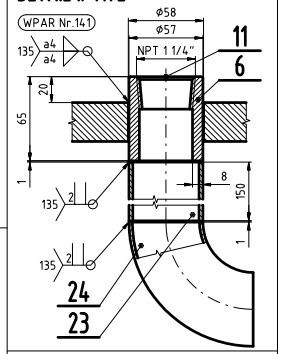

DETAIL A M1:2

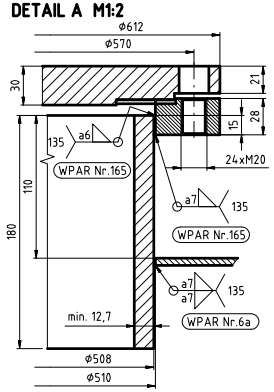

DETAIL VI. M2:5

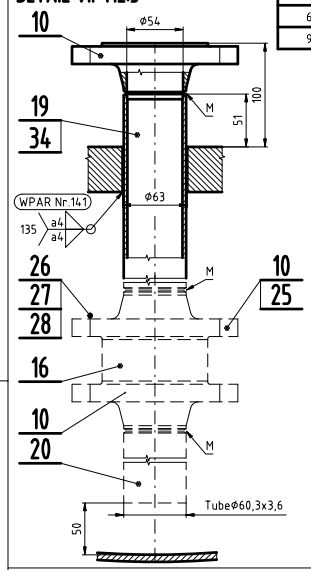

LOOK P M1:5

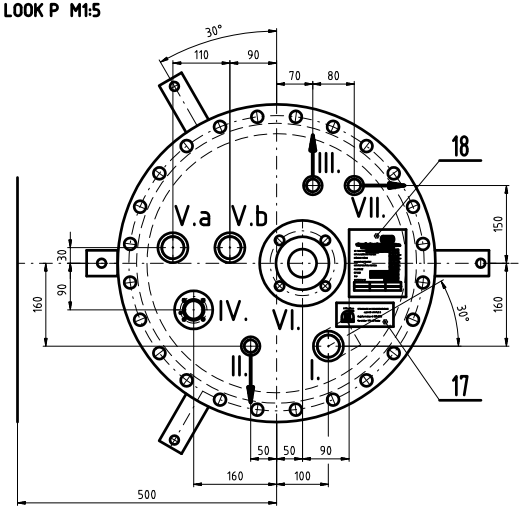

DETAIL M M1:1

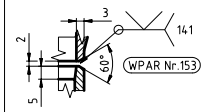

DETAIL OF WELD LN

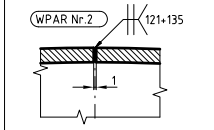

DETAIL OF WELD RN

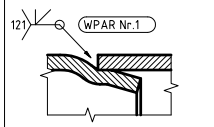

DETAIL III. M1:2

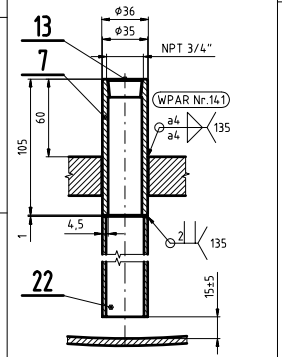

CUT Z-Z M1:10

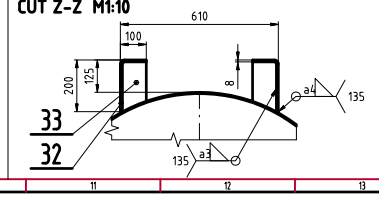

SURFACE FINISHING	OUTSIDE PAINTING : PERMACOR HS 2107 min.1000 ym	
	INSIDE PAINTING : -	
	SHOT BLASTING : ČSN ISO 8501	
TESTING	RTG :RTG T-CROSS 100% (picture 240x100 mm), UTZ 100%	
	MAGNET : -	
	COLOUR DEFECTOSKOPY : -	
WELDING	MAG : WIRE G3Si1 - EN440	
	TECHNIC GAS C,M21 - EN439	
	FLUX : WIRE S2 - EN756	
	FLUX SA AB 167 AC H5 - EN760	
	ELECTRODE : -	
	WELDING COEFFICIENT : v= 1,0	
	WELDING DESIGN AND PREPARING VIDE WELD INSTRUCTION	
	WELD DESIGN BY ČSN EN ISO 5817 , WELD CATEGORY B	
MATERIAL	BOTTOM ø1250xmin.5,7 DIN 28 013	S 355 J2G3 / 3.1 ADW1
	MANTLE min.5,1	S 355 J2G3 / 3.1 ADW1
	FLANGE ø74 for LEVEL GAUGE	S 355 J2G3 / 3.1 ADW1/W9
	SOCKETS NPT3/4" - NPT 1 1/4"	St 52.0 / 3.1 ADW4
	FLANGES DN50,PN40 DIN 2635	C 22.8 / 3.1 ADW1
	TUBE ø60,3x3,6	S 355 J2H / 2.2
	TESTIMONIAL DOCUMENT AT :	EN 10 204
	ACCEPTANCE AT :	AD2000-M
	ACCEPTANCE BY :	OŘJ
TANK	CAPACITY :	4850,6400,6700,9150 l
	WORKING OVERPRESSURE :	12,2 , 15,6 bar
	TESTING OVERPRESSURE :	22,3 bar
	TIGHTNESS TEST PRESSURE :	6 bar
	WORKING MEDIUM :	PROPAN-BUTAN, EN 589
	CALCULATION TEMPERATURE :	+20 (coef.safety 2), +40 °C
	WORKING TEMPERATURE :	-30/-20 , -20/+40 °C
	CORROSION ADDITION :	0 mm

INDEX	REVISION	DATE	NAME

Drawn:	ODEHNAL P.	5.3.08
Checked:	ing.SEDLÁK P.	
Technologist:	ŽELEZNÝ V.	
EWE :	ing.LACINA Z.	

Scale : 1:10 ( ) | Weight (kg) :
Material : | Atest :
Intermediate product :
CAD-Name : po2-4850-9150-1xDN50-PROPAN SERVIS
Description :

UNDERGROUND TANK ø1250
ø1250mm, 4850-9150 l - 1xDN50

VÝCHODOČESKÉ PLYNÁRENSKÉ STROJÍRNY, a.s. ROSICE U CHRASTI

Drawing-No. : 22-1-11298 | INDEX b | SIZE 4
Internal-No. : | Pages : | Page :